

# Colorado's Graduation Guidelines: 2013 & Beyond

***John Barry***

Former Superintendent Aurora Public Schools & CEO Vista Quest

***Mary Rubadeau***

Senior Consultant, Focused Leadership Solutions

***Rebecca Holmes***

Associate Commissioner for Innovation, Choice, & Engagement

Colorado Department of Education

***Misti Ruthven***

Manager, Postsecondary Readiness & Policy

Colorado Department of Education

July 2013

COLORADO  
DEPARTMENT of EDUCATION **cde**



2

COLORADO  
DEPARTMENT of EDUCATION **cde**

## PWR Definition

“The knowledge, skills, and behaviors essential to high school graduates to be prepared to enter college and the workforce and compete in the global economy including content knowledge, learning and behavior skills”

Source: State Board of Education and the Commission on Higher Education's joint adoption on June 30, 2009 of the description of Postsecondary and Workforce Readiness.

3

“Learning is the constant.  
Time is the variable.”

- Colorado Graduation Guidelines Council

4

## Shared Values

- **Student success is based upon knowledge and skills**
- **A single test does not define a student's future**
- **Students are prepared for the opportunity and have the ability to pursue the pathways they choose after high school**

5

## Overview

- **Landscape & Background**
- **Data & Research**
- **Graduation Guidelines**
  - Characteristics
  - Purpose
  - Timeline
  - Guideline Details
  - Integration
- **Tools & Resources**
- **Next Steps**

6

# Landscape & Background

7

## Landscape

- **By 2020 74% of all jobs in Colorado (3 million jobs) will require education beyond high school**
  - 26% will require a high school diploma or less
  - 32% will require some college, an associate's degree or certificate
  - 29% will require a bachelor's degree
  - 12% will require a master's degree or better
  
- Source: Georgetown University, *Job Growth and Education Requirements*, 2013

## Landscape Continued...

- **Between 2010 and 2020, new jobs in Colorado requiring a postsecondary education and training will grow by 716,000, while jobs for high school graduates will grow by 268,000.**
  - Nearly 3x the rate of growth for jobs requiring training beyond high school.
- **Colorado ranks 3<sup>rd</sup> in terms of the proportion of its 2020 jobs that will require a bachelor's degree and is 48<sup>th</sup> in jobs for high school graduates or dropouts**
  - Source: Georgetown University, *Job Growth and Education Requirements*, 2013

9

## Background & History



10

## Background: Grad Guide Council

- **18 members**
  - Twelve K-12 representatives
    - 3 Superintendents
    - 3 Principals
    - 1 Administrator
    - 1 Rural Schools representative
    - 1 Counselor
    - 1 Charter School representative
    - 1 Teacher
    - 1 Parent
  - Three Higher Education representatives
  - Three Workforce & Community representatives

11

## Characteristics

- **In establishing guidelines, the State Board of Education considered:**
  - Alignment with postsecondary and workforce readiness
  - Alignment with 4-year college admissions standards
  - Recognition of multiple and diverse diploma pathways
  - Articulation through a standards-based education system
  - Attainment of skills necessary to succeed in 21<sup>st</sup> century
  - Importance of academic and career planning

12

## Purpose

- 1. To articulate Colorado's shared belief about the value and meaning of a high school diploma**
- 2. To outline the minimum components, expectations and responsibilities of local districts and the state to support students in attaining a high school diploma**

## Data & Research

**Colorado is the 50<sup>th</sup> state to  
adopt aligned graduation  
guidelines between all  
school districts in our state.**

*Source: Achieve,  
June 2013*

15

COLORADO  
DEPARTMENT of EDUCATION **cde**

## Outcomes from Other States

- **Massachusetts**
  - Increased their standards of rigor to align with career and college readiness and increased graduation rates to nearly 85% for 2012.
- **Virginia**
  - After Virginia instituted new end-of-course graduation tests, they found that the percentage of students passing these tests went from 40% to 80% in the first five years, with no increase in the dropout rate.
- **Indiana**
  - Rose from 34<sup>th</sup> (1992) to 10<sup>th</sup> (2002) in the number of high school graduates enrolled in college the following fall after a rigorous curriculum implemented.

COLORADO  
DEPARTMENT of EDUCATION **cde**



## Colorado by the Numbers

- **75.4% graduation rate**
- **2.9% dropout rate (12,256 students)**
  - \$3.2 Billion lost lifetime earnings\*\*
- **31.8% remediation rate**
- **36.1% of high school seniors took an AP exam and 22.3% received a 3 or higher**
- **65% college enrollment rate of high school graduates**
- **19% of Colorado 11<sup>th</sup> and 12<sup>th</sup> grade students in a public high school are participating in a dual enrollment program.**
- **37% CTE participation**

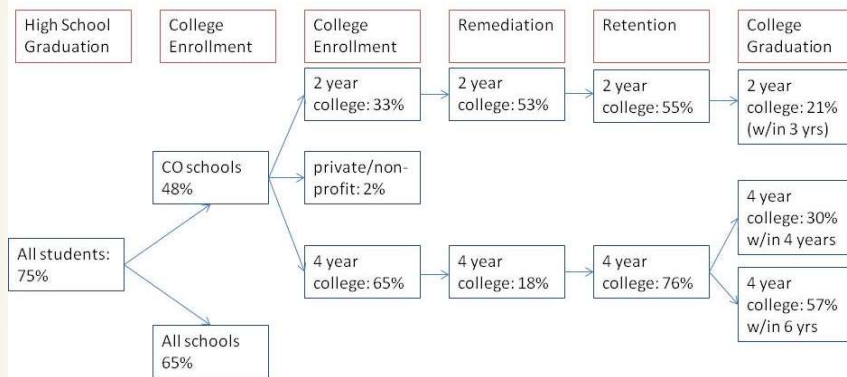
\* Data from 2011-12 academic year

\*\*Alliance for Education Excellence

17

COLORADO DEPARTMENT of EDUCATION **cde**

## Colorado's Postsecondary Rates




Data taken from Colorado Department of Higher Education: <http://higher.ed.colorado.gov/i3/Statewide.aspx>  
 2009 High school cohort represented in high school graduation, college enrollment, remediation, and retention data  
 2007 High school cohort represented in college graduation, 2 year college data  
 2004 High school cohort represented in college graduation, 4 year college data

18

COLORADO DEPARTMENT of EDUCATION **cde**


# Graduation Guidelines

COLORADO DEPARTMENT of EDUCATION  


19

## From Today to Tomorrow

Today	→→	Tomorrow
Carnegie Units	→→	Flexibility & options for multiple pathways
Time and place are fixed	→→	Time and place are flexible
Perception of one more thing	→→	Opportunity to align adult efforts and reforms to better serve students

COLORADO DEPARTMENT of EDUCATION  


## Discussion

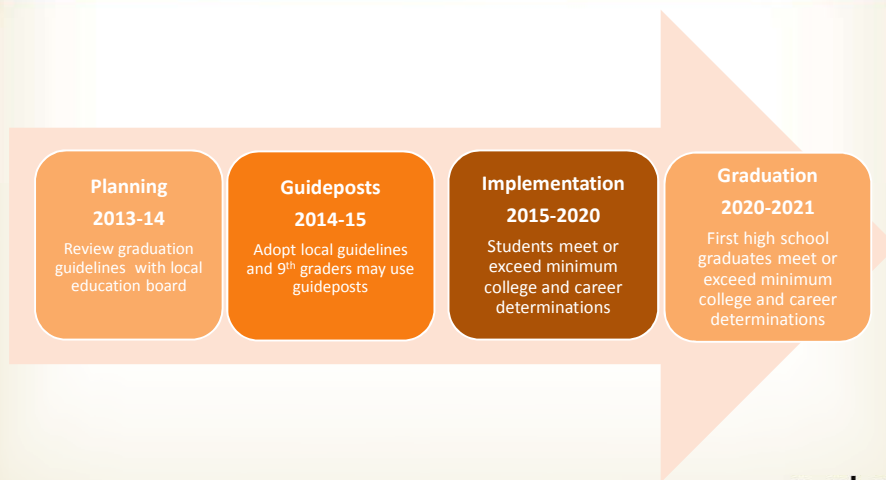
Take a moment to discuss with the person sitting next to you.

- What do you do well now?
- What changes may you need to make?

Share two items

21

## Implementation Timeline



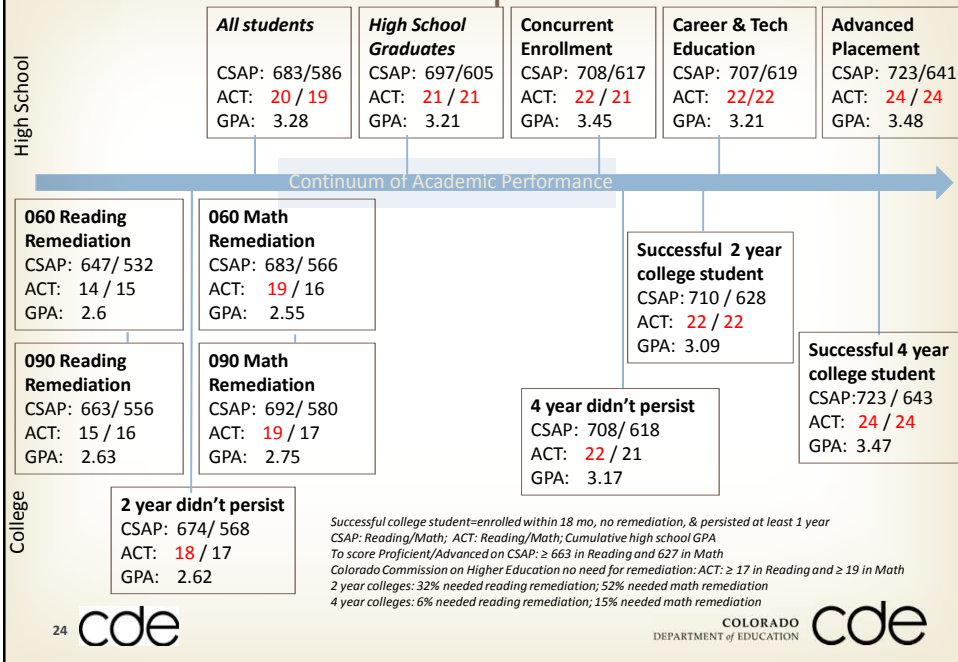
# Career & College Readiness

Menu will evolve over time

Demonstration	English	Math	Science	Social Studies
TCAP (2013-14 only)	663	627	-	-
State Test (2013-14 +)			TBD	TBD
PARCC (2014-15 +)	4 +	4 +		
ACT	18	19	TBD	-
SAT	430	460	-	-
IB	3 +	3 +	3 +	3 +
AP	3 +	3 +	3 +	3 +
Capstone (2015-16 +)	TBD	TBD	TBD	TBD
Concurrent Enrollment	C- or better	C- or better	C- or better	C- or better
ASVAB	50	50	-	-
Industry Certificate	TBD	TBD	TBD	TBD


23

## Class of 2009 student performance




## ASVAB Concordance Table

ASVAB	ACT	SAT
1-9	10 or less	N/A
10-15	11	500-530
16-20	12	540-590
21-30	13-14	600-680
31-49	15-16	690-800
50-64	17-18	810-900
65-92	19-26	910-1180
93-99	27-36	1190-1600




25

COLORADO  
DEPARTMENT of EDUCATION



*CDE's Strategic Priorities* **INTEGRATION: How it all fits together**



**Highest Expectations**  
Highest standards for what students should know and be able to do.

**Effective Educators**  
Effective educators for students and effective leaders for schools.

**Innovation and Choice**


- Innovative approaches to teaching and learning.
- Choice of schools to best meet students needs.

**Accountability and Improvement**

- Measuring how well schools and districts are meeting students needs,
- Using data to continuously improve performance.

26

COLORADO  
DEPARTMENT of EDUCATION



## Opportunities for Involvement

- **Work Groups**
  - 21<sup>st</sup> Century Skills
  - Assessment
  - Special Populations
    - Students with disabilities
    - English language learners
    - Gifted and talented
  - Industry Certificates
  - Individual Career & Academic Plans (ICAP)
  - Capstone Projects
  - PWR Endorsed Diploma

27

COLORADO  
DEPARTMENT of EDUCATION

cde

## Tools & Resources

- **Now**
  - Fact Sheet
  - FAQ
  - Key Messages
  - Website Updates
- **Coming Soon**
  - Toolkit
  - Early Adopter Supports
  - Work Groups
  - Statewide meetings

28

COLORADO  
DEPARTMENT of EDUCATION

cde

## Next Steps

- Statewide Discussion
- Identify Current Efforts
- Tools & Resources for Districts & Schools
- Convene Work Groups
- Early Adopter Districts

29

COLORADO  
DEPARTMENT of EDUCATION 

## Questions

### Graduation Guidelines Web page:

<http://www.cde.state.co.us/SecondaryInitiatives/GraduationGuidelines.htm>

### Program Contacts:

Rebecca Holmes, Associate Commissioner for Innovation, Choice and Engagement, [holmes\\_r@cde.state.co.us](mailto:holmes_r@cde.state.co.us)

Misti Ruthven, Manager, Office of Postsecondary Readiness, [ruthven\\_m@cde.state.co.us](mailto:ruthven_m@cde.state.co.us)

30

COLORADO  
DEPARTMENT of EDUCATION 

## Continuing the Conversation

- What additional resources would help most for implementation?
- What are the opportunities and barriers to implementation for your district and schools?